

User Guide for Install MobileWiFi tool on the MAC System



Huawei Technologies Co., Ltd.

All rights reserved

1 Product Introduction

Once the package is downloaded from support web-page, user will find below software and documents in the downloaded zip file.

1. MobileWiFi.app.zip – (This can be used to install MobileWiFi in MAC system)
2. User Guide for Install MobileWiFi tool on the MAC System.doc (this document)

Here is the information on how to use these software to install MobileWiFi on the MAC OS.

1.1 Install Procedure

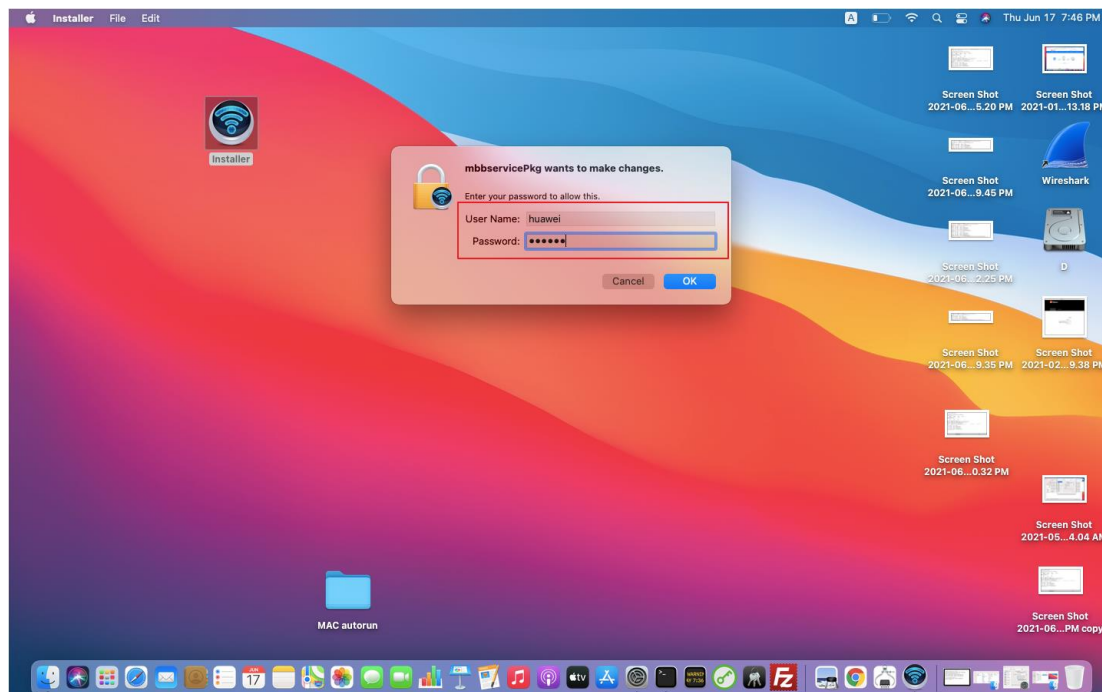
1.1.1 Using MobileWiFi.app.zip

- a. Copy MobileWiFi.app.zip to MAC system and extract it.

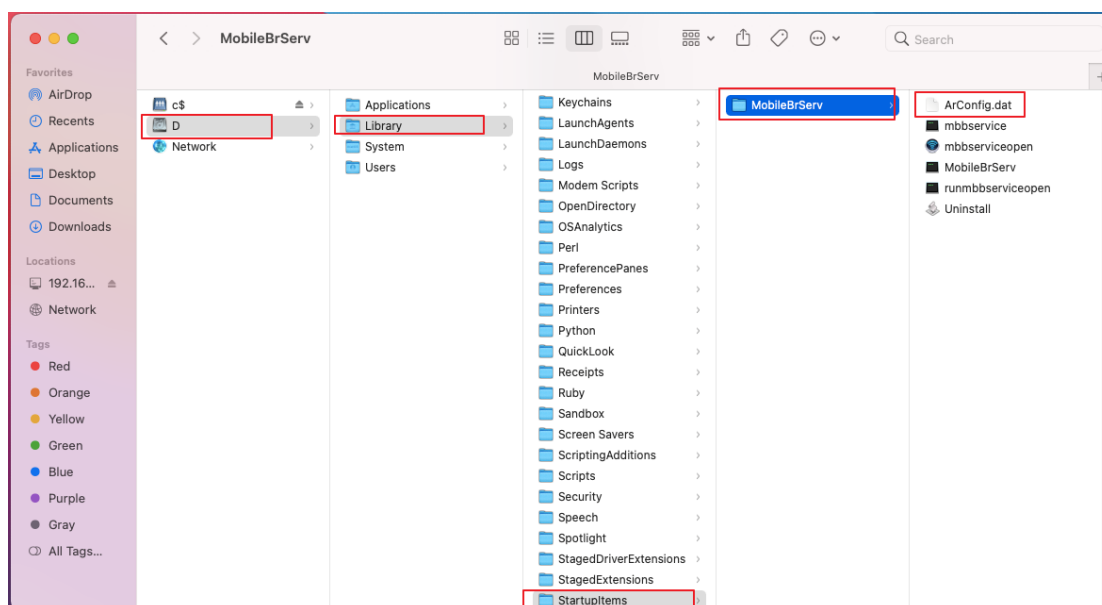


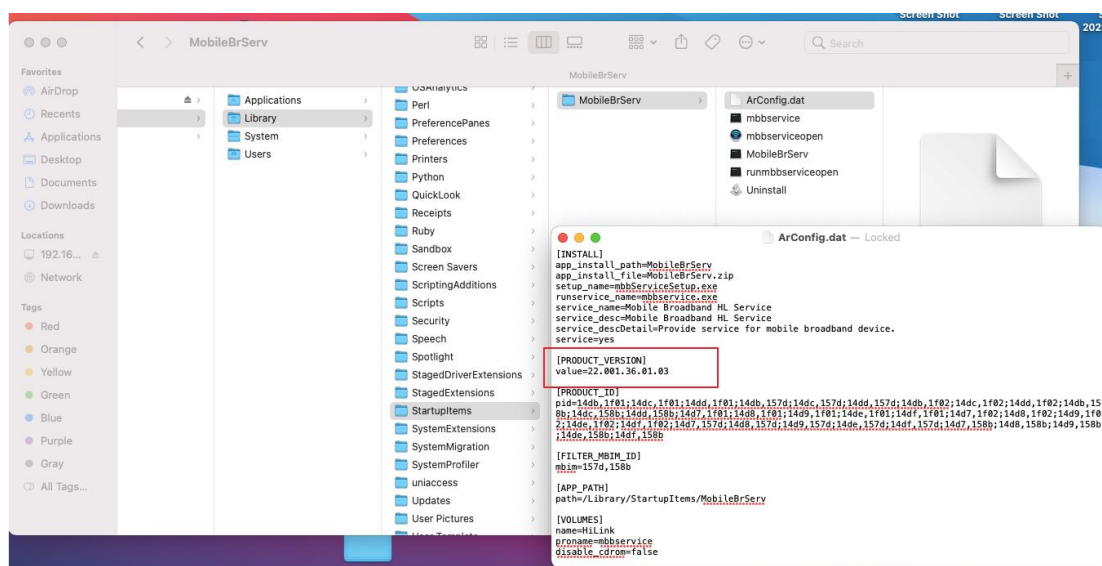
1.1.2 Installation steps

Double click on “MobileWiFi.app” to initiate the installation process.



Please enter your system user name and password, then click on “ok” button





After the installation is complete, you can go to the installation directory to check whether the latest installation version number is 22.001.36.01.03 (because the installation process is silent installation, you cannot see the installation process)